

London and Reading to Swindon, Cheltenham Spa, Bristol, Weston-S.M, Cardiff, Swansea and West Wales

Mondays to Fridays

Operator Days of operation/Notes 1st Class/Reservations/Bus/Ferry Catering facilities	GW 113 113	GW A	GW B 113 113	GW C 113	GW D 113 113	GW E 113 113	GW 113 113	GW 113 113	GW F 113	GW 113	GW 113	GW 113 113	GW 113 113	GW 113 113	GW 113 113	GW 113 113	GW 113 113	GW 113 113
London Paddington (PAD) d			0523		0600	0628	0630	0648		0700	0712	0729	0731	0748		0757	0818	0830
Reading (RDG) d			0549		0627	0653	0656	0713		0725	0739	0754	0757	0813		0825	0843	0855
Didcot Parkway (DID)	d		0603		0640		0710			0739	0754		0810			0839		
Swindon (SWI)	a		0618		0655	0717	0725	0737		0753	0811	0818	0826	0837		0853	0907	0923
Swindon (SWI)	d	0603	0621	0632	0659	0720	0730	0740	0754	0756	0812	0820	0830	0840	0844	0856	0910	0925
Kemble (KEM)	d			0644			0743		0808				0843					
Stroud (STD)	d			0700			0759		0822				0859					
Stonehouse (SHU)	d			0705			0804		0827				0904					
Gloucester (GCR) a				0716			0818		0845				0915					
Cheltenham Spa (CNM)	a			0733			0832		0901				0930					
Chippenham (CPM)	d	0619	0633		0711	0733				0809c		0832			0859	0908		0937
Melksham (MKM)	a	0628													0908			
Trowbridge (TRO)	a	0638													0918			
Westbury (WSB)	a	0645													0926			
Bath Spa (BTH) d			0647e		0724c	0746				0823e		0845				0923g		0950
Bristol Parkway (BPW)	d	0602	0728f					0804c			0835			0904c			0934c	
Bristol Temple Meads (BRI) a			0658h		0736	0803				0836		0857				0935		1002
Nailsea & Backwell (NLS)	a					0823												1019
Yatton (YAT)	a					0829												1025
Worle (WOR)	a					0835												1031
Weston Milton (WNM)	a																	
Weston-super-Mare (WSM)	a					0842												1038
Highbridge & Burnham (HIG)	a																	
Bridgwater (BWT)	a				0804													
Taunton (TAU)	a				0816													
Newport (South Wales) (NWP)	a	0624	0749					0825			0854		0922				0952	
Cardiff Central (CDF) a		0637	0806					0839			0908		0936				1009	
Bridgend (BGN)	a	0658	0827					0901					0957					
Port Talbot Parkway (PTA)	a	0710	0839					0913					1009					
Neath (NTH)	a	0718	0847					0920					1017					
Swansea (SWA)	a	0730	0902					0932					1029					
Llanelli (LLE) a		0756						1011										
Pembrey & Burry Port (PBY)	a	0803						1018										
Carmarthen (CMN)	a	0825						1040										

For the complete service between London, Reading and Didcot Parkway see table 121

For the complete service between Gloucester and Cheltenham Spa see table 132

For the complete service between Bath and Bristol see table 133

For the complete service between Bristol, Weston-super-Mare and Taunton see table 134

For the complete service between Newport and Cardiff see table 128

For the complete service between Cardiff, Swansea and West Wales see table 126









NOTES (see introductory pages for explanation of train operator codes and standard symbols)

- a Arrival time
- d Departure time
- c Arrives 3 minutes earlier
- e Arrives 4 minutes earlier
- f Arrives 11 minutes earlier
- g Arrives 5 minutes earlier
- h Calls at Bristol Temple Meads before Bristol Parkway

- A To Southampton Central
- B Also calls at Filton Abbey Wood 0714
- C To Worcester Shrub Hill
- D To Penzance
- E Also calls at Keynsham 0755
- F From Salisbury to Worcester Foregate Street

London and Reading to Swindon, Cheltenham Spa, Bristol, Weston-S.M, Cardiff, Swansea and West Wales

Mondays to Fridays









Operator 1st Class/Reservations/Bus/Ferry Catering facilities	GW 11 11	GW 11 11	GW 11 11	GW 11 11	GW 11 11	GW 11 11	GW 11 11	GW 11 11	GW 11 11	GW 11 11	GW 11 11	GW 11 11	GW 11 11	GW 11 11	GW 11 11	GW 11 11	GW 11 11	GW 11 11	GW 11 11
London Paddington (PAD)  15 d	0832	0848	0900	0918	0930	0932	0948	1000			1016	1030	1032	1048	1100	1116	1130	1132	1148
Reading (RDG)  7 d	0858	0913	0925	0943	0955	0958	1013	1025			1041	1055	1058	1113	1125	1141	1155	1158	1213
Didcot Parkway (DID)	d	0912		0939		1011		1038			1055		1111		1138	1157		1211	
Swindon (SWI)	a	0928	0938	0953	1009	1019	1027	1040	1053		1109	1119	1127	1137	1153	1213	1219	1227	1238
Swindon (SWI)	d	0930	0941	0958	1011	1022	1030	1042	1056	1105	1112	1122	1130	1140	1155	1215	1222	1230	1240
Kemble (KEM)	d	0943					1042						1143					1243	
Stroud (STD)	d	0959					1058						1159					1259	
Stonehouse (SHU)	d	1003					1103						1203					1303	
Gloucester (GCR)  7 a	1016						1115						1216					1316	
Cheltenham Spa (CNM)	a	1031					1131						1232					1331	
Chippenham (CPM)	d			1010c		1033			1108	1121		1133			1207		1233		
Melksham (MKM)	a									1130									
Trowbridge (TRO)	a									1140									
Westbury (WSB)	a									1147									
Bath Spa (BTH)  7 d			1023c		1046			1122e				1146			1220		1246		
Bristol Parkway (BPW)  7 d		1005		1034			1105				1136c			1204c		1241e			1304
Bristol Temple Meads (BRI)  10 a			1035		1058			1135				1158			1235		1258		
Nailsea & Backwell (NLS)	a											1229							
Yatton (YAT)	a											1235							
Worle (WOR)	a											1241							
Weston Milton (WNM)	a																		
Weston-super-Mare (WSM)	a											1248							
Highbridge & Burnham (HIG)	a																		
Bridgwater (BWT)	a																		
Taunton (TAU)	a																		
Newport (South Wales) (NWP)	a		1024		1052			1127			1154			1223		1301			1322
Cardiff Central (CDF)  7 a		1037		1107			1140				1210			1237		1316			1335
Bridgend (BGN)	a	1058					1201							1258					1356
Port Talbot Parkway (PTA)	a	1110					1213							1310					1408
Neath (NTH)	a	1118					1220							1317					1416
Swansea (SWA)	a	1130					1233							1330					1427
Llanelli (LLE)  7 a							1301												1500
Pembrey & Burry Port (PBY)	a						1308												1507
Cardiff Central (CMN)	a						1330												1529

NOTES (see introductory pages for explanation of train operator codes and standard symbols)

- a Arrival time
- d Departure time
- c Arrives 3 minutes earlier
- e Arrives 4 minutes earlier

London and Reading to Swindon, Cheltenham Spa, Bristol, Weston-S.M, Cardiff, Swansea and West Wales

Mondays to Fridays











Operator 1st Class/Reservations/Bus/Ferry Catering facilities	GW 11 12	GW 11 12	GW	GW 11 12	GW 11 12	GW 11 12	GW 11 12	GW 11 12	GW 11 12	GW 11 12	GW 11 12	GW 11 12	GW 11 12	GW 11 12	GW 11 12	GW 11 12	GW 11 12	GW 11 12	GW 11 12
London Paddington (PAD)  15 d	1200	1213		1230	1232	1248	1300	1315	1330	1332	1348	1400	1415		1430	1432	1448	1500	
Reading (RDG)  7 d	1225	1240		1255	1258	1313	1326	1341	1355	1358	1413	1425	1440		1455	1458	1513	1525	
Didcot Parkway (DID)	d	1238	1253			1311		1339	1355		1411		1438	1453			1511	1538	
Swindon (SWI)	a	1259	1308		1322	1327	1337	1354	1409	1419	1428	1437	1456	1508		1523	1528	1538	1553
Swindon (SWI)	d	1302	1310	1314	1325	1330	1340	1357	1412	1422	1430	1440	1458	1510	1515	1525	1530	1540	1555
Kemble (KEM)	d					1343					1443						1543		
Stroud (STD)	d					1359					1459						1559		
Stonehouse (SHU)	d					1403					1503						1603		
Gloucester (GCR)  7 a						1415					1516						1616		
Cheltenham Spa (CNM)	a					1431					1531						1631		
Chippenham (CPM)	d	1313		1330	1338			1409		1433			1511		1531	1537			1608
Melksham (MKM)	a			1339										1540					
Trowbridge (TRO)	a			1349										1550					
Westbury (WSB)	a			1357										1558					
Bath Spa (BTH)  7 d	1326				1351			1423c		1446			1525c			1550			1622e
Bristol Parkway (BPW)	 7 d		1334c				1405		1436			1503		1533				1604	
Bristol Temple Meads (BRI)  10 a	1338				1403			1435		1458			1537			1608			1635
Nailsea & Backwell (NLS)	a				1421											1622			
Yatton (YAT)	a				1427											1628			
Worle (WOR)	a				1433											1634			
Weston Milton (WNM)	a																		
Weston-super-Mare (WSM)	a				1440											1641			
Highbridge & Burnham (HIG)	a																		
Bridgwater (BWT)	a																		
Taunton (TAU)	a																		
Newport (South Wales) (NWP)	a		1354				1423		1455			1522		1551				1623	
Cardiff Central (CDF)  7 a			1408				1437		1509			1536		1606				1638	
Bridgend (BGN)	a						1458					1557						1658	
Port Talbot Parkway (PTA)	a						1510					1609						1710	
Neath (NTH)	a						1517					1615						1718	
Swansea (SWA)	a						1530					1629						1730	
Llanelli (LLE)  7 a												1653							
Pembrey & Burry Port (PBY)	a											1700							
Carmarthen (CMN)	a											1721							

NOTES (see introductory pages for explanation of train operator codes and standard symbols)

- a Arrival time
- d Departure time
- c Arrives 3 minutes earlier
- e Arrives 4 minutes earlier


London and Reading to Swindon, Cheltenham Spa, Bristol, Weston-S.M, Cardiff, Swansea and West Wales

Mondays to Fridays

Operator Days of operation/Notes 1st Class/Reservations/Bus/Ferry Catering facilities	GW	GW	GW	GW	GW	GW	GW	GW	GW	GW	GW	GW	GW	GW	GW	GW	GW	GW	GW
	1516	1530	1532	1548	1600	1612	1618		1630	1633		1648	1700	1718	1730	1732	1748		
London Paddington (PAD)  d	1516	1530	1532	1548	1600	1612	1618		1630	1633		1648	1700	1718	1730	1732	1748		
Reading (RDG)  d	1541	1555	1558	1613	1625	1643			1655	1658u		1713	1726	1743	1755	1758u	1813		
Didcot Parkway (DID) d	1555		1611		1639	1658			1658	1712			1740	1756		1811			
Swindon (SWI) a	1611	1619	1628	1638	1653				1715	1719	1728		1739	1755	1812	1819	1827	1837	
Swindon (SWI) d	1614	1622	1630	1640	1656				1717	1722	1730	1735	1742	1757	1813	1822	1830	1840	1844
Kemble (KEM) d			1643								1743						1843		
Stroud (STD) d			1659								1759						1859		
Stonehouse (SHU) d			1703								1803						1905		
Gloucester (GCR)  a			1715								1815						1917		
Cheltenham Spa (CNM) a			1731								1831						1934		
Chippenham (CPM) d		1633			1708				1733			1750		1809		1835c			1900
Melksham (MKM) a											1759								1909
Trowbridge (TRO) a											1809								1918
Westbury (WSB) a											1819								1926
Bath Spa (BTH)  d		1647			1722e				1746				1823c		1848				
Bristol Parkway (BPW)  d	1637			1704			1728	1739a				1805		1837c			1904		
Bristol Temple Meads (BRI)  a		1659			1734				1757				1835		1900				
Nailsea & Backwell (NLS) a		1724							1824						1919				
Yatton (YAT) a		1730							1830						1925				
Worle (WOR) a		1736							1836						1931				
Weston Milton (WNM) a															1935				
Weston-super-Mare (WSM) a		1743							1842						1939				
Highbridge & Burnham (HIG) a									1854						1956				
Bridgwater (BWT) a									1901						2004				
Taunton (TAU) a									1914						2016				
Newport (South Wales) (NWP) a	1655			1722			1747					1824		1857			1923		
Cardiff Central (CDF)  a	1709			1737			1805					1837		1910			1937		
Bridgend (BGN) a				1758			1828					1858		1944			1958		
Port Talbot Parkway (PTA) a				1811			1840					1910		1956			2011		
Neath (NTH) a				1819			1851					1918		2003			2019		
Swansea (SWA) a				1834			1903					1930		2016			2034		
Llanelli (LLE)  a							1926										2104		
Pembrey & Burry Port (PBY) a							1933										2111		
Carmarthen (CMN) a							1955										2139		

NOTES (see introductory pages for explanation of train operator codes and standard symbols)

- a Arrival time
- d Departure time
- u Stops to pick up only
- c Arrives 3 minutes earlier
- e Arrives 4 minutes earlier

- G Also calls at Kidwelly 2119 and Ferryside 2126
- H To Salisbury
-  Pullman restaurant car service is available when boarding at highlighted times

London and Reading to Swindon, Cheltenham Spa, Bristol, Weston-S.M, Cardiff, Swansea and West Wales

Mondays to Fridays

Operator Days of operation/Notes 1st Class/Reservations/Bus/Ferry Catering facilities	GW 1801 1827	GW 1818 1843	GW 1830 1855u	GW 1834 1859	GW 1848 1913	GW 1900 1927u	GW 1912 1943	GW 1918 1943	GW 1930 1955	GW 1936 2001u	GW 1948 2013	GW 2000 2025	GW 2030 2055	GW 2034 2100	GW 2048 2113
London Paddington (PAD) d	1801	1818	1830	1834	1848	1900	1912	1918	1930	1936	1948	2000	2030	2034	2048
Reading (RDG) d	1827	1843	1855u	1859	1913	1927u	1943		1955	2001u	2013	2025	2055	2100	2113
Didcot Parkway (DID) d	1841	1858	1912	1928	1941	1955	1958	2017	2023	2028	2037	2038	2108	2114	2114
Swindon (SWI) a	1856	1913	1919	1928	1939	1955		2017	2023	2028	2037	2053	2123	2129	2137
Swindon (SWI) d	1858	1915	1922	1930	1941	1958	2012	2018	2026	2031	2040	2055	2058	2125	2132
Kemble (KEM) d				1943						2044		2108		2144	2144
Stroud (STD) d				1959						2100		2123		2200	2200
Stonehouse (SHU) d				2003						2104		2128		2205	2205
Gloucester (GCR) a				2015						2116		2142		2217	2217
Cheltenham Spa (CNM) a				2033						2133		2206		2234	2234
Chippenham (CPM) d	1910		1935c		2010	2028			2038			2110	2139c		
Melksham (MKM) a						2038									
Trowbridge (TRO) a						2048									
Westbury (WSB) a						2056									
Bath Spa (BTH) d	1923		1949c		2023			2029	2040a	2051c		2123	2153c		2203
Bristol Parkway (BPW) d		1941e		2005c	2037							2136	2205		
Bristol Temple Meads (BRI) a	1935		2000							2103					
Nailsea & Backwell (NLS) a			2021							2124				2230	
Yatton (YAT) a			2027							2130				2236	
Worle (WOR) a			2033							2136				2242	
Weston Milton (WNM) a			2037							2140					
Weston-super-Mare (WSM) a			2042							2145				2249	
Highbridge & Burnham (HIG) a															
Bridgwater (BWT) a															
Taunton (TAU) a															
Newport (South Wales) (NWP) a		1958			2025			2048			2121				2223
Cardiff Central (CDF) a		2014			2038			2102			2138				2237
Bridgend (BGN) a		2045			2100			2123			2203				2309
Port Talbot Parkway (PTA) a		2057			2112			2139			2215				2321
Neath (NTH) a		2104			2119			2150			2223				2328
Swansea (SWA) a		2117			2132			2204			2235				2341
Llanelli (LLE) a															
Pembrey & Burry Port (PBY) a															
Carmarthen (CMN) a															

NOTES (see introductory pages for explanation of train operator codes and standard symbols)









- a Arrival time
- d Departure time
- u Stops to pick up only
- c Arrives 3 minutes earlier
- e Arrives 4 minutes earlier

C To Worcester Shrub Hill

FO Fridays only

London and Reading to Swindon, Cheltenham Spa, Bristol, Weston-S.M, Cardiff, Swansea and West Wales

Mondays to Fridays

Operator Days of operation/Notes 1st Class/Reservations/Bus/Ferry Catering facilities	GW FX 113 113	GW 113 113	GW 113 113	GW 113 113	GW FO 113 113	GW FX 113 113	GW 113 113	GW 113 113	GW 113 113	GW 113 113	GW FO 113 113	GW FX 113 113	GW 113 113
London Paddington (PAD)  d	2048	2102	2131		2148	2148	2203	2228			2249	2249	2332
Reading (RDG)  d	2113	2127	2156		2213	2213	2228	2255			2327	2327	0004
Didcot Parkway (DID)	d	2140	2209				2241	2311			2342	2342	0019
Swindon (SWI)	a	2137	2157	2225		2237	2237	2256	2325		2358	2358	0034
Swindon (SWI)	d	2140	2159	2227	2231	2240	2240	2258	2328	2342	0001	0001	0036
Kemble (KEM)	d			2240						2355			
Stroud (STD)	d			2256						0010			
Stonehouse (SHU)	d			2301						0015			
Gloucester (GCR)  a				2315						0029			
Cheltenham Spa (CNM)	a			2331						0043			
Chippenham (CPM)	d	2211		2246			2310	2340					0048
Melksham (MKM)	a			2255									
Trowbridge (TRO)	a			2305									
Westbury (WSB)	a			2312									
Bath Spa (BTH)  d		2225c					2323	2353c					0101
Bristol Parkway (BPW)  d	2203				2304	2304					0024	0024	
Bristol Temple Meads (BRI)  a		2239					2336	0006					0113
Nailsea & Backwell (NLS)	a												
Yatton (YAT)	a												
Worle (WOR)	a												
Weston Milton (WNM)	a												
Weston-super-Mare (WSM)	a												
Highbridge & Burnham (HIG)	a												
Bridgwater (BWT)	a												
Taunton (TAU)	a												
Newport (South Wales) (NWP)	a	2228			2322	2329					0042	0049	
Cardiff Central (CDF)  a	2247				2336	2346					0056	0107	
Bridgend (BGN)	a	2309			0012	0012					0117	0130	
Port Talbot Parkway (PTA)	a	2321			0024	0024					0141	0151	
Neath (NTH)	a	2328			0031	0031					0148	0158	
Swansea (SWA)	a	2341			0044	0044					0201	0211	
Llanelli (LLE)  a													
Pembrey & Burry Port (PBY)	a												
Carmarthen (CMN)	a												

NOTES (see introductory pages for explanation of train operator codes and standard symbols)

- a Arrival time
- d Departure time
- c Arrives 3 minutes earlier

- FO Fridays only
- FX Not Fridays

London and Reading to Swindon, Cheltenham Spa, Bristol, Weston-S.M, Cardiff, Swansea and West Wales

Saturdays

Operator Days of operation/Notes 1st Class/Reservations/Bus/Ferry Catering facilities	GW A 113 113	GW 113 113	GW 113 113	GW 113 113	GW 113 113	GW 113 113	GW 113 113	GW 113 113	GW 113 113	GW 113 113	GW 113 113	GW 113 113	GW 113 113	GW 113 113	GW 113 113	GW B 113 113	GW 113 113	GW 113 113	GW 113 113
London Paddington (PAD) d		0600		0648	0700	0730	0732	0748		0800	0813	0830	0832	0848		0900	0915	0930	
Reading (RDG) d		0625		0713	0725	0755	0758	0813		0825	0840	0855	0858	0913		0925	0942	0955u	
Didcot Parkway (DID)	d	0638			0739		0811			0838	0855		0912			0939	0956		
Swindon (SWI)	a	0654		0738	0754	0820	0828	0838		0854	0913	0921	0928	0938		0954	1015	1020	
Swindon (SWI)	d	0658	0730	0740	0756	0821	0830	0840	0844	0856	0914	0923	0930	0940	0944	0956		1022	
Kemble (KEM)	d		0743				0843						0943						
Stroud (STD)	d		0758				0859						0959						
Stonehouse (SHU)	d		0803				0904						1003						
Gloucester (GCR) a			0814				0916						1016						
Cheltenham Spa (CNM)	a		0830				0931						1031						
Chippenham (CPM)	d	0710			0809c	0833			0859	0908		0936			1000f	1008		1034	
Melksham (MKM)	a								0908										
Trowbridge (TRO)	a								0918										
Westbury (WSB)	a								0925										
Bath Spa (BTH) d		0723			0823c	0846			0922c		0950c				1016f	1023f		1048c	
Bristol Parkway (BPW)	d	0725		0804				0904c						1008e					
Bristol Temple Meads (BRI) a		0735			0835	0858			0936		1002				1030	1035		1100	
Nailsea & Backwell (NLS)	a																		
Yatton (YAT)	a					0918						1021							
Worle (WOR)	a																		
Weston Milton (WNM)	a																		
Weston-super-Mare (WSM)	a					0930						1032							
Highbridge & Burnham (HIG)	a											1045							
Bridgwater (BWT)	a											1053							
Taunton (TAU)	a											1105							
Newport (South Wales) (NWP)	a	0744		0822				0922						1026					
Cardiff Central (CDF) a		0758		0837				0936						1040					
Bridgend (BGN)	a	0823		0859				0957						1101					
Port Talbot Parkway (PTA)	a	0836		0911				1009						1113					
Neath (NTH)	a	0844		0918				1017						1120					
Swansea (SWA)	a	0859		0931				1030						1133					
Llanelli (LLE) a				0956										1157					
Pembrey & Burry Port (PBY)	a			1003										1204					
Carmarthen (CMN)	a			1025										1226					
Whitland (WTL)	a																		
Tenby (TEN)	a																		
Pembroke Dock (PMD)	a																		

NOTES (see introductory pages for explanation of train operator codes and standard symbols)

- a Arrival time
- d Departure time
- u Stops to pick up only
- c Arrives 3 minutes earlier
- e Arrives 6 minutes earlier
- f Arrives 4 minutes earlier

- A From Bristol Temple Meads. Also calls at Filton Abbey Wood 0711
- B From Cheltenham Spa

London and Reading to Swindon, Cheltenham Spa, Bristol, Weston-S.M, Cardiff, Swansea and West Wales

Saturdays

Operator Days of operation/Notes 1st Class/Reservations/Bus/Ferry Catering facilities	GW	GW	GW	GW	GW	GW C	GW	GW	GW	GW	GW	GW	GW	GW D	GW	GW	GW	GW
	0932	0948	1000		1013	1030	1032	1045	1048	1100	1118	1130	1132		1148	1200		1213
London Paddington (PAD) d	0932	0948	1000		1013	1030	1032	1045	1048	1100	1118	1130	1132		1148	1200		1213
Reading (RDG) d	0958	1013	1025u		1040	1055u	1058u	1110	1113	1125u	1145	1155	1158		1213	1225		1240
Didcot Parkway (DID)	d	1012	1039		1054	1111				1139	1159	1211			1239			1256
Swindon (SWI)	a	1029	1038	1054	1113	1120	1128		1140	1155	1217	1221	1228		1238	1255		1314
Swindon (SWI)	d	1031	1040	1056	1105	1122	1130		1142	1157		1223	1230	1233	1240	1258	1313	1318
Kemble (KEM)	d	1044				1143							1243					
Stroud (STD)	d	1059				1159							1259					
Stonehouse (SHU)	d	1104				1203							1303					
Gloucester (GCR) a	1116					1216							1316					
Cheltenham Spa (CNM)	a	1131				1231							1331					
Chippenham (CPM)	d		1108	1121		1134		1147		1210		1235		1245		1310	1329	
Melksham (MKM)	a			1130													1338	
Trowbridge (TRO)	a			1140													1348	
Westbury (WSB)	a			1148													1355	
Bath Spa (BTH) d			1123f			1148c		1200		1223		1248		1300c		1323		
Bristol Parkway (BPW) d		1104							1208f						1304			1343
Bristol Temple Meads (BRI) a			1135			1200		1212		1235		1300		1313		1335		
Nailsea & Backwell (NLS)	a																	
Yatton (YAT)	a																	
Worle (WOR)	a																	
Weston Milton (WNM)	a																	
Weston-super-Mare (WSM)	a							1235				1330						
Highbridge & Burnham (HIG)	a																	
Bridgwater (BWT)	a																	
Taunton (TAU)	a																	
Newport (South Wales) (NWP)	a	1126							1226						1322			1402
Cardiff Central (CDF) a	1141								1240						1337			1417
Bridgend (BGN)	a	1202							1300						1358			
Port Talbot Parkway (PTA)	a	1214							1313						1410			
Neath (NTH)	a	1221							1320						1417			
Swansea (SWA)	a	1234							1333						1430			
Llanelli (LLE) a									1357									
Pembrey & Burry Port (PBY)	a								1404									
Carmarthen (CMN)	a								1426									
Whitland (WTL)	a																	
Tenby (TEN)	a																	
Pembroke Dock (PMD)	a																	









NOTES (see introductory pages for explanation of train operator codes and standard symbols)

- a Arrival time
- d Departure time
- u Stops to pick up only
- c Arrives 3 minutes earlier
- f Arrives 4 minutes earlier

- C To Exeter St Davids
- D From Oxford

London and Reading to Swindon, Cheltenham Spa, Bristol, Weston-S.M, Cardiff, Swansea and West Wales

Saturdays

Operator 1st Class/Reservations/Bus/Ferry Catering facilities	GW 11 12	GW 11 12	GW 11 12	GW 11 12	GW 11 12	GW 11 12	GW 11 12	GW 11 12	GW 11 12	GW 11 12	GW 11 12	GW 11 12	GW 11 12	GW 11 12	GW 11 12	GW 11 12	GW 11 12	GW 11 12
London Paddington (PAD)  d	1230	1232	1248	1300	1315	1330	1332	1348	1400		1430	1432	1448	1500	1513	1530		1548
Reading (RDG)  d	1255	1258	1313	1326	1342	1355	1358	1413	1425		1455	1458	1513	1525	1540	1555		1613
Didcot Parkway (DID)		1311		1340	1356		1411	1439				1511		1539	1555	1608		
Swindon (SWI)	a	1321	1328	1338	1356	1415	1420	1428	1438	1454		1520	1528	1538	1554	1613	1624	1638
Swindon (SWI)	d	1325	1330	1340	1358		1422	1430	1440	1458	1514	1524	1530	1540	1557	1614	1626	1630
Kemble (KEM)	d		1343				1443						1543				1643	
Stroud (STD)	d		1359				1459						1559				1659	
Stonehouse (SHU)	d		1403				1503						1603				1703	
Gloucester (GCR)  a			1416				1516						1616				1716	
Cheltenham Spa (CNM)	a		1431				1531						1631				1731	
Chippenham (CPM)	d	1337			1410		1434			1510	1530	1536			1609		1638	
Melksham (MKM)	a									1539								
Trowbridge (TRO)	a									1548								
Westbury (WSB)	a									1558								
Bath Spa (BTH)  d	1351c			1423		1448c			1523		1552g			1623c		1653f		
Bristol Parkway (BPW)  d			1404					1503					1604		1637a			1704
Bristol Temple Meads (BRI)  a	1403			1435		1500			1535		1605			1635		1705		
Nailsea & Backwell (NLS)	a					1515										1723		
Yatton (YAT)	a	1420				1520										1729		
Worle (WOR)	a															1735		
Weston Milton (WNM)	a																	
Weston-super-Mare (WSM)	a	1432				1532					1631					1742		
Highbridge & Burnham (HIG)	a																	
Bridgwater (BWT)	a																	
Taunton (TAU)	a																	
Newport (South Wales) (NWP)	a			1423				1521					1622					1722
Cardiff Central (CDF)  a				1437				1536					1637					1737
Bridgend (BGN)	a			1459				1556					1659					1758
Port Talbot Parkway (PTA)	a			1511				1608					1711					1810
Neath (NTH)	a			1519				1616					1718					1817
Swansea (SWA)	a			1534				1628					1732					1830
Llanelli (LLE)  a				1558									1756					
Pembrey & Burry Port (PBY)	a			1605									1804					
Carmarthen (CMN)	a			1627									1830					
Whitland (WTL)	a																	
Tenby (TEN)	a																	
Pembroke Dock (PMD)	a																	

NOTES (see introductory pages for explanation of train operator codes and standard symbols)

- a Arrival time
- d Departure time
- c Arrives 3 minutes earlier
- f Arrives 4 minutes earlier
- g Arrives 5 minutes earlier

London and Reading to Swindon, Cheltenham Spa, Bristol, Weston-S.M, Cardiff, Swansea and West Wales

Saturdays

Operator Days of operation/Notes 1st Class/Reservations/Bus/Ferry Catering facilities	GW	GW	GW	GW	GW	GW	GW	GW	GW	GW	GW	GW	GW	GW	GW	GW	GW	GW
	11	11	11	11		11	D	11	11	11	11	11	11	11	11	11	11	11
	11	11	11	11		11	11	11	11	11	11	11	11	11	11	11	11	11
London Paddington (PAD) d	1600	1616	1630	1632		1648		1700	1718	1730	1732	1748	1800	1818	1828	1830	1832	1848
Reading (RDG) d	1625	1642	1655	1658		1713		1725	1743	1755	1758u	1813	1825	1843	1853u	1856	1859	1913
Didcot Parkway (DID) d	1639	1655		1712				1739	1757		1811	1828	1839	1857			1914	
Swindon (SWI) a	1656	1711	1720	1728		1738		1754	1812	1820	1828	1838	1854	1912		1923	1933	1938
Swindon (SWI) d	1658	1712	1722	1730	1735	1740	1746	1756	1814	1822	1830	1840	1857	1914	1925u	1925		1940
Kemble (KEM) d				1743							1843				1938			
Stroud (STD) d				1759							1859				1954			
Stonehouse (SHU) d				1803							1904				1959			
Gloucester (GCR) a				1816							1916				2016			
Cheltenham Spa (CNM) a				1831							1931				2031			
Chippenham (CPM) d	1710		1734		1751		1758	1808		1835c			1909			1937		
Melksham (MKM) a					1800													
Trowbridge (TRO) a					1810													
Westbury (WSB) a					1818													
Bath Spa (BTH) d	1723		1748c				1811	1825e		1848			1924f			1950		
Bristol Parkway (BPW) d		1737c				1804			1837			1904		1938				2004
Bristol Temple Meads (BRI) a	1735		1800				1823	1838		1900			1936			2002		
Nailsea & Backwell (NLS) a			1814							1914						2020		
Yatton (YAT) a			1820							1919						2025		
Worle (WOR) a										1925						2032		
Weston Milton (WNM) a																		
Weston-super-Mare (WSM) a			1831							1933						2038		
Highbridge & Burnham (HIG) a			1843													2050		
Bridgwater (BWT) a			1851													2058		
Taunton (TAU) a			1903													2110		
Newport (South Wales) (NWP) a		1755				1822			1855			1924		1956				2022
Cardiff Central (CDF) a		1810				1837			1910			1939		2010				2037
Bridgend (BGN) a						1858			1937			1959		2031				2058
Port Talbot Parkway (PTA) a						1910			1949			2011		2043				2110
Neath (NTH) a						1918			1957			2019		2050				2117
Swansea (SWA) a						1933			2009			2031		2104				2130
Llanelli (LLE) a									2034									
Pembrey & Burry Port (PBY) a									2041									
Carmarthen (CMN) a									2103									
Whitland (WTL) a																		
Tenby (TEN) a																		
Pembroke Dock (PMD) a																		









NOTES (see introductory pages for explanation of train operator codes and standard symbols)

- a Arrival time
- d Departure time
- u Stops to pick up only
- c Arrives 3 minutes earlier
- e Arrives 6 minutes earlier
- f Arrives 4 minutes earlier

D From Oxford

London and Reading to Swindon, Cheltenham Spa, Bristol, Weston-S.M, Cardiff, Swansea and West Wales

Saturdays

Operator Days of operation/Notes 1st Class/Reservations/Bus/Ferry Catering facilities	GW	GW	GW	GW	GW	GW	GW	GW	GW	GW	GW	GW	GW	GW	GW	GW	GW
		113 113	113 113	113 113	113 113	113 113	113 113				GW C 113 113	GW 113 113	GW 113 113		GW 113 113	GW 113 113	GW 113 113
London Paddington (PAD)  d		1900	1918	1930	1932	1948	2000		2013		2030	2048	2130		2202	2230	2330
Reading (RDG)  d		1925	1943	1955	1958u	2013	2025		2040		2056	2113	2155		2227	2256	0005u
Didcot Parkway (DID)	d	1939	1957		2011	2038	2054		2055		2111	2127	2209		2240	2309	0020
Swindon (SWI)	a	1957	2012	2020	2028	2038	2054		2114		2127	2138	2224		2256	2325	0037
Swindon (SWI)	d	1944	1959	2014	2022	2030	2040	2055	2110		2125	2129	2140	2226	2239	2257	2326
Kemble (KEM)	d				2043						2138				2252		
Stroud (STD)	d				2059						2153				2307		
Stonehouse (SHU)	d				2103						2158				2312		
Gloucester (GCR)  a					2116						2211				2326		
Cheltenham Spa (CNM)	a				2131						2231						
Chippenham (CPM)	d	1959	2011		2034			2107	2125		2142c		2238			2338	0050
Melksham (MKM)	a	2008							2134								
Trowbridge (TRO)	a	2018							2144								
Westbury (WSB)	a	2029							2152								
Bath Spa (BTH)  d		2025c		2048c			2120				2155		2251c			2351	0103
Bristol Parkway (BPW)  d			2038			2104						2205c			2319a		
Bristol Temple Meads (BRI)  a		2037		2102			2132				2206		2303			0003	0115
Nailsea & Backwell (NLS)	a			2115							2221s						
Yatton (YAT)	a			2120							2226s						
Worle (WOR)	a			2126							2232s						
Weston Milton (WNM)	a			2131													
Weston-super-Mare (WSM)	a			2134							2239s						
Highbridge & Burnham (HIG)	a			2146							2251s						
Bridgwater (BWT)	a			2154							2258s						
Taunton (TAU)	a			2206							2310						
Newport (South Wales) (NWP)	a		2056			2123						2223					
Cardiff Central (CDF)  a			2111			2137						2241					
Bridgend (BGN)	a		2133			2159						2309					
Port Talbot Parkway (PTA)	a		2145			2211						2321					
Neath (NTH)	a		2152			2218						2329					
Swansea (SWA)	a		2205			2231						2343					
Llanelli (LLE)  a																	
Pembrey & Burry Port (PBY)	a																
Carmarthen (CMN)	a																
Whitland (WTL)	a																
Tenby (TEN)	a																
Pembroke Dock (PMD)	a																

NOTES (see introductory pages for explanation of train operator codes and standard symbols)

- a Arrival time
- d Departure time
- s Stops to set down only
- u Stops to pick up only
- c Arrives 3 minutes earlier

C To Exeter St Davids

London and Reading to Swindon, Cheltenham Spa, Bristol, Weston-S.M, Cardiff, Swansea and West Wales

Sundays

Operator Days of operation/Notes 1st Class/Reservations/Bus/Ferry Catering facilities	GW 113 113	GW 113 113	GW 113 113	GW 113 113	GW 113 113	GW 113 113	GW 113 113	GW 113 113	GW 113 113	GW 113 113	GW 113 113	GW 113 113	GW 113 113	GW 113 113	GW 113 113	GW 113 113	GW 113 113	GW 113 113
London Paddington (PAD) d		0759			0833	0900	0931			1013	1030			1045	1113	1130		1145
Reading (RDG) d		0824			0859	0929	0956			1040	1055			1110	1140	1155		1210
Didcot Parkway (DID)	d	0840			0914	0950	1009			1055	1108			1135	1154	1208		
Swindon (SWI)	a	0855			0929	1004	1025			1113	1124			1135	1213	1225		1235
Swindon (SWI)	d	0857	0908	0921	0932	1006	1030	1031	1053	1115	1125	1130	1132	1138		1225	1230	1238
Kemble (KEM)	d			0932				1043				1143					1242	
Stroud (STD)	d			0947				1058				1157					1257	
Stonehouse (SHU)	d			0951				1103				1201					1300	
Gloucester (GCR) a				1007				1114				1218					1315	
Cheltenham Spa (CNM)	a			1023				1130				1229					1331	
Chippenham (CPM)	d	0908	0923			1017			1108		1137		1147			1237		
Melksham (MKM)	a		0932										1156					
Trowbridge (TRO)	a		0941										1205					
Westbury (WSB)	a		0949										1213					
Bath Spa (BTH) d		0920				1030			1123		1150					1250		
Bristol Parkway (BPW) d	0858				0956		1055			1142a				1202				1301
Bristol Temple Meads (BRI) a		0932				1043			1136			1202				1305		
Nailsea & Backwell (NLS)	a											1215						
Yatton (YAT)	a					1057						1220						
Worle (WOR)	a											1226						
Weston Milton (WNM)	a																	
Weston-super-Mare (WSM)	a					1109						1236						
Highbridge & Burnham (HIG)	a																	
Bridgwater (BWT)	a																	
Taunton (TAU)	a																	
Newport (South Wales) (NWP)	a	0924			1014		1114							1220				1320
Cardiff Central (CDF) a		0942			1029		1128							1233				1334
Bridgend (BGN)	a	1003			1050		1149							1255				1354
Port Talbot Parkway (PTA)	a	1015			1102		1201							1307				1406
Neath (NTH)	a	1023			1109		1209							1315				1414
Swansea (SWA)	a	1035			1122		1221							1329				1428
Llanelli (LLE) a							1248											1452
Pembrey & Burry Port (PBY)	a						1255											1459
Carmarthen (CMN)	a						1316											1520

NOTES (see introductory pages for explanation of train operator codes and standard symbols)

a Arrival time
d Departure time

A To Westbury until 29 March. To Weymouth from 5 April

London and Reading to Swindon, Cheltenham Spa, Bristol, Weston-S.M, Cardiff, Swansea and West Wales

Sundays

Operator Days of operation/Notes 1st Class/Reservations/Bus/Ferry Catering facilities	GW	GW	GW	GW	GW	GW	GW	GW	GW	GW	GW	GW	GW	GW	GW	GW	GW	GW
		113	1	B	113		113		113		113	1	113		C		113	1
London Paddington (PAD) d	1213	1230			1245	1312	1330		1345	1413	1430		1445		1453	1513	1530	
Reading (RDG) d	1240	1255			1310	1339	1355		1410	1440	1455		1510		1520	1540	1555	
Didcot Parkway (DID)	d	1254	1308			1353	1408			1454					1534	1554		
Swindon (SWI)	a	1312	1324			1335	1412	1424		1435	1512	1520		1534		1553	1613	1620
Swindon (SWI)	d	1314	1325	1329	1332	1338		1425	1432	1438	1514	1522	1529	1538	1544			1622
Kemble (KEM)	d			1341					1445				1541					1641
Stroud (STD)	d			1356					1459				1556					1656
Stonehouse (SHU)	d			1359					1503				1559					1659
Gloucester (GCR) a				1414					1521				1614					1714
Cheltenham Spa (CNM)	a			1431									1630					1729
Chippenham (CPM)	d		1337		1347			1437				1533			1559			1634
Melksham (MKM)	a			1356											1608			
Trowbridge (TRO)	a			1404											1618			
Westbury (WSB)	a			1412											1625			
Bath Spa (BTH) d		1350					1450					1546					1650e	
Bristol Parkway (BPW) d	1336a				1401				1501	1539c			1601					
Bristol Temple Meads (BRI) a		1402					1505					1558					1705	
Nailsea & Backwell (NLS)	a																	
Yatton (YAT)	a																	
Worle (WOR)	a																	
Weston Milton (WNM)	a																	
Weston-super-Mare (WSM)	a																	
Highbridge & Burnham (HIG)	a																	
Bridgwater (BWT)	a																	
Taunton (TAU)	a																	
Newport (South Wales) (NWP)	a				1420				1525	1558			1619					
Cardiff Central (CDF) a					1435				1540	1612			1634					
Bridgend (BGN)	a				1454				1601				1654					
Port Talbot Parkway (PTA)	a				1507				1613				1709					
Neath (NTH)	a				1514				1620				1716					
Swansea (SWA)	a				1529				1633				1731					
Llanelli (LLE) a									1656									
Pembrey & Burry Port (PBY)	a								1703									
Carmarthen (CMN)	a								1725									

NOTES (see introductory pages for explanation of train operator codes and standard symbols)

- a Arrival time
- d Departure time
- c Arrives 3 minutes earlier
- e Arrives 4 minutes earlier

- B To Weymouth
- C To Frome

London and Reading to Swindon, Cheltenham Spa, Bristol, Weston-S.M, Cardiff, Swansea and West Wales

Sundays









Operator Days of operation/Notes 1st Class/Reservations/Bus/Ferry Catering facilities	GW 🚆 🚆	GW	GW	GW 🚆 🚆	GW	GW 🚆 🚆	GW D	GW	GW 🚆 🚆	GW 🚆 🚆	GW 🚆 🚆	GW	GW	GW 🚆 🚆	GW 🚆 🚆	GW 🚆 🚆	GW	GW
London Paddington (PAD) 🚆🚆 d	1545	1553	1613	1630		1645		1653	1730	1733	1745	1753	1813	1830		1845		1853
Reading (RDG) 🚆 d	1610	1620	1640	1655u		1710		1720	1755u	1758	1810	1820	1840	1855u		1910		1920
Didcot Parkway (DID)	d	1634	1654					1734		1811		1834	1854					1934
Swindon (SWI)	a	1635	1653	1712	1720	1735		1753	1820	1828	1835	1853	1914	1920		1934		1953
Swindon (SWI)	d	1638		1714	1722	1730	1744		1822	1828	1838			1922	1929	1937	1943	
Kemble (KEM)	d				1742					1840					1941			
Stroud (STD)	d				1757					1855					1956			
Stonehouse (SHU)	d				1801					1859					1959			
Gloucester (GCR) 🚆 a					1816					1913					2016			
Cheltenham Spa (CNM)	a				1828					1929					2029			
Chippenham (CPM)	d			1734			1759		1833					1933			1959	
Melksham (MKM)	a						1808										2008	
Trowbridge (TRO)	a						1818										2018	
Westbury (WSB)	a						1825										2025	
Bath Spa (BTH) 🚆 d				1747c					1846					1946				
Bristol Parkway (BPW) 🚆 d	1701		1737a			1801					1901					2001		
Bristol Temple Meads (BRI) 🚆 a				1759					1859					1959				
Nailsea & Backwell (NLS)	a													2018				
Yatton (YAT)	a													2023				
Worle (WOR)	a													2029				
Weston Milton (WNM)	a																	
Weston-super-Mare (WSM)	a													2039				
Highbridge & Burnham (HIG)	a																	
Bridgwater (BWT)	a																	
Taunton (TAU)	a																	
Newport (South Wales) (NWP)	a	1727				1821					1920					2020		
Cardiff Central (CDF) 🚆 a		1740				1835					1934					2035		
Bridgend (BGN)	a	1802				1855					1955					2055		
Port Talbot Parkway (PTA)	a	1814				1908					2007					2107		
Neath (NTH)	a	1821				1915					2015					2114		
Swansea (SWA)	a	1834				1929					2029					2127		
Llanelli (LLE) 🚆 a																		
Pembrey & Burry Port (PBY)	a																	
Carmarthen (CMN)	a																	

NOTES (see introductory pages for explanation of train operator codes and standard symbols)

- a Arrival time
- d Departure time
- u Stops to pick up only
- c Arrives 3 minutes earlier
- D To Salisbury

London and Reading to Swindon, Cheltenham Spa, Bristol, Weston-S.M, Cardiff, Swansea and West Wales

Sundays

Operator 1st Class/Reservations/Bus/Ferry Catering facilities	GW	GW 11 12	GW	GW 11 12	GW	GW 11 12	GW 11	GW	GW 11 12	GW 11 12	GW 11 12	GW 11 12	GW	GW 11 12	GW 11 12
London Paddington (PAD)  d	1913	1930		1945	2005	2030			2045	2130	2145	2215		2245	2333
Reading (RDG)  d	1940	1955		2010	2033	2055			2110	2155	2210	2240		2314	0016
Didcot Parkway (DID)	d	1954			2047				2122	2208	2222	2253		2329s	0030s
Swindon (SWI)	a	2014	2020		2035	2106	2120		2137	2225	2239	2308		2347s	0048s
Swindon (SWI)	d		2022	2032	2037		2122	2130	2134	2137	2225	2240	2310	2313	
Kemble (KEM)	d			2045				2143						2325	
Stroud (STD)	d			2059				2158						2340	
Stonehouse (SHU)	d			2103				2202						2344	
Gloucester (GCR)  a				2119				2218						2359	
Cheltenham Spa (CNM)	a			2128				2233						0010	
Chippenham (CPM)	d		2033				2133		2149		2237		2322	2359s	0100s
Melksham (MKM)	a							2158							
Trowbridge (TRO)	a							2209							
Westbury (WSB)	a							2216							
Bath Spa (BTH)  d		2046				2146				2250c		2335		0011s	0112s
Bristol Parkway (BPW)  d				2101					2204c		2304c			0042a	
Bristol Temple Meads (BRI)  a		2102				2158				2302		2347		0026f	0126
Nailsea & Backwell (NLS)	a					2213									
Yatton (YAT)	a					2218									
Worle (WOR)	a					2223									
Weston Milton (WNM)	a					2229									
Weston-super-Mare (WSM)	a					2235									
Highbridge & Burnham (HIG)	a														
Bridgwater (BWT)	a														
Taunton (TAU)	a														
Newport (South Wales) (NWP)	a			2120					2222		2322				
Cardiff Central (CDF)  a				2134					2236		2337				
Bridgend (BGN)	a			2155					2255		2355				
Port Talbot Parkway (PTA)	a			2206					2308		0008				
Neath (NTH)	a			2214					2317		0017				
Swansea (SWA)	a			2227					2329		0030				
Llanelli (LLE)  a															
Pembrey & Burry Port (PBY)	a														
Carmarthen (CMN)	a														

NOTES (see introductory pages for explanation of train operator codes and standard symbols)

- a Arrival time
- d Departure time
- s Stops to set down only
- c Arrives 3 minutes earlier
- f Calls at Bristol Temple Meads before Bristol Parkway. Stops to set down only

West Wales, Swansea, Cardiff, Weston-S.M, Bristol, Cheltenham Spa and Swindon to Reading and London

Mondays to Fridays

Operator Days of operation/Notes 1st Class/Reservations/Bus/Ferry Catering facilities	GW 113 113	GW A A	GW 113 113	GW 113 113	GW 113 113	GW 113 113	GW 113 113	GW 113 113	GW 113 113	GW 113 113	GW B B	GW 113 113	GW 113 113	GW 113 113	GW 113 113	GW 113 113	GW 113 113
Carmarthen (CMN)	d																
Pembrey & Burry Port (PBY)	d																
Llanelli (LLE)	7 d																
Swansea (SWA)	d				0346		0459			0529		0557			0626		
Neath (NTH)	d				0358		0511			0541		0609			0638		
Port Talbot Parkway (PTA)	d				0405		0518			0548		0616			0645		
Bridgend (BGN)	d				0425		0531			0601		0629			0658		
Cardiff Central (CDF)	7 d				0507		0554			0624		0651			0723		
Newport (South Wales) (NWP)	d				0525		0607			0637		0704			0737		
Taunton (TAU)	d																0654
Bridgwater (BWT)	d																0705
Highbridge & Burnham (HIG)	d																0713
Weston-super-Mare (WSM)	d									0624				0652			0724
Weston Milton (WNM)	d									0628				0656			
Worle (WOR)	d									0632				0700			0730
Yatton (YAT)	d									0638				0706			0736
Nailsea & Backwell (NLS)	d									0644				0712			0742
Bristol Temple Meads (BRI)	10 d	0453		0523		0547		0630		0700				0730			0800
Bristol Parkway (BPW)	7 d	0503			0552	0628			0659			0729e			0759		
Bath Spa (BTH)	7 d			0535		0602c		0643		0713				0743			0813
Westbury (WSB)	d										0705						0745
Trowbridge (TRO)	d										0711						0752
Melksham (MKM)	d										0721						0802
Chippenham (CPM)	d			0549		0615		0656		0726	0731			0756		0812	0826
Cheltenham Spa (CNM)	d						0553						0648				
Gloucester (GCR)	7 d		0511				0610						0705				
Stonehouse (SHU)	d		0522				0622						0719				
Stroud (STD)	d		0527				0627						0725				
Kemble (KEM)	d		0541				0642						0741				
Swindon (SWI)	a	0525	0555	0601	0615	0627	0651	0655	0708	0721	0738	0747	0751	0754	0808	0822	0834
Swindon (SWI)	d	0528		0603	0618	0629	0653	0657	0710	0723	0740		0753	0758	0810	0825	0840
Didcot Parkway (DID)	d	0546		0619	0636	0646		0714	0727				0810		0827		0857
Reading (RDG)	7 a	0558		0631	0648	0658	0718	0726	0740	0748			0822	0826	0839		0910
London Paddington (PAD)	15 a	0629		0657	0716	0726	0744	0757	0809	0816	0829		0851	0855	0905	0912	0934

NOTES (see introductory pages for explanation of train operator codes and standard symbols)

- a Arrival time
- d Departure time
- c Arrives 4 minutes earlier
- e Arrives 3 minutes earlier

- A To Southampton Central
- B From Salisbury to Worcester Foregate Street

West Wales, Swansea, Cardiff, Weston-S.M, Bristol, Cheltenham Spa and Swindon to Reading and London

Mondays to Fridays

Operator Days of operation/Notes 1st Class/Reservations/Bus/Ferry Catering facilities	GW	GW C	GW	GW	GW	GW	GW	GW	GW D	GW	GW	GW	GW	GW	GW	GW	GW
	113	113	113	113	113	113	113	113	113	113	113	113	113	113	113	113	113
Carmarthen (CMN)	d								0723								
Pembrey & Burry Port (PBY)	d								0749								
Llanelli (LLE)	7 d								0756								
Swansea (SWA)	d	0654			0718	0744			0823						0922		
Neath (NTH)	d	0706			0730	0756			0835						0934		
Port Talbot Parkway (PTA)	d	0713			0737	0803			0842						0941		
Bridgend (BGN)	d	0726			0750	0816			0855						0955		
Cardiff Central (CDF)	7 d	0749			0818	0838			0919			0949			1018		1050
Newport (South Wales) (NWP)	d	0804			0831	0851			0933			1002			1034		1103
Taunton (TAU)	d			0723													
Bridgwater (BWT)	d			0734													
Highbridge & Burnham (HIG)	d			0741													
Weston-super-Mare (WSM)	d			0754								0929					
Weston Milton (WNM)	d			0757													
Worle (WOR)	d			0802								0935					
Yatton (YAT)	d			0808								0941					
Nailsea & Backwell (NLS)	d			0814								0947					
Bristol Temple Meads (BRI)	10 d			0830			0900		0930			1000			1030		1100
Bristol Parkway (BPW)	7 d	0826			0855	0915			0956e			1024			1055		1125e
Bath Spa (BTH)	7 d			0844			0913		0943			1013	1024		1043		1113
Westbury (WSB)	d										0946						
Trowbridge (TRO)	d										0952						
Melksham (MKM)	d										1002						
Chippenham (CPM)	d			0857			0928c		0956		1012	1026			1056		1126
Cheltenham Spa (CNM)	d		0755					0903						1003			
Gloucester (GCR)	7 d		0814					0919						1019			
Stonehouse (SHU)	d		0826					0930						1030			
Stroud (STD)	d		0831					0934						1035			
Kemble (KEM)	d		0847					0949						1049			
Swindon (SWI)	a	0849	0900	0910	0918	0937	0943	1003	1008	1019	1028	1038	1047	1102	1109	1119	1138
Swindon (SWI)	d	0850	0902	0915	0920	0941	0945	1004	1010	1022		1041	1048	1104	1111	1120	1140
Didcot Parkway (DID)	d		0919		0936		1002	1021	1027				1105	1120	1128		1208
Reading (RDG)	7 a	0917	0932	0939	0949	1008	1015	1033	1039	1050		1107	1118	1133	1140	1145	1207
London Paddington (PAD)	15 a	0944	0959	1006	1014	1036	1045	1059	1107	1120		1134	1146	1159	1209	1211	1236

NOTES (see introductory pages for explanation of train operator codes and standard symbols)

- a Arrival time
- d Departure time
- c Arrives 4 minutes earlier
- e Arrives 3 minutes earlier

- C From Worcester Shrub Hill
- D Also calls at Ferryside 0735 and Kidwelly 0741

West Wales, Swansea, Cardiff, Weston-S.M, Bristol, Cheltenham Spa and Swindon to Reading and London

Mondays to Fridays

Operator 1st Class/Reservations/Bus/Ferry Catering facilities	GW 1st	GW 2nd	GW 3rd	GW 4th	GW 5th	GW 6th	GW 7th	GW 8th	GW 9th	GW 10th	GW 11th	GW 12th	GW 13th	GW 14th	GW 15th	GW 16th	GW 17th	GW 18th
Carmarthen (CMN)	d		0921													1127		
Pembrey & Burry Port (PBY)	d		0942													1148		
Llanelli (LLE)	7 d		0950													1155		
Swansea (SWA)	d		1022						1122							1222		
Neath (NTH)	d		1035						1134							1234		
Port Talbot Parkway (PTA)	d		1042						1143							1241		
Bridgend (BGN)	d		1055						1156							1254		
Cardiff Central (CDF)	7 d		1118		1150				1218		1250					1318		1350
Newport (South Wales) (NWP)	d		1131		1204				1235		1304					1331		1404
Taunton (TAU)	d																	
Bridgwater (BWT)	d																	
Highbridge & Burnham (HIG)	d																	
Weston-super-Mare (WSM)	d			1123													1326	
Weston Milton (WNM)	d																	
Worle (WOR)	d			1129													1332	
Yatton (YAT)	d			1135													1338	
Nailsea & Backwell (NLS)	d			1141													1344	
Bristol Temple Meads (BRI)	10 d		1130	1200				1230		1300			1330			1400		
Bristol Parkway (BPW)	7 d			1155	1225				1255		1327e				1355e		1427	
Bath Spa (BTH)	7 d		1143	1213				1243		1313			1343			1413		
Westbury (WSB)	d					1217												1418
Trowbridge (TRO)	d					1223												1424
Melksham (MKM)	d					1233												1434
Chippenham (CPM)	d		1156	1226		1243		1256		1326			1356			1426		1444
Cheltenham Spa (CNM)	d	1103					1203					1303						
Gloucester (GCR)	7 d	1119					1219					1319						
Stonehouse (SHU)	d	1130					1230					1331						
Stroud (STD)	d	1135					1235					1335						
Kemble (KEM)	d	1149					1249					1350						
Swindon (SWI)	a	1202	1208	1218	1238	1247	1259	1302	1308	1318	1338	1350	1403	1408	1419	1439	1450	1500
Swindon (SWI)	d	1204	1211	1220	1240	1249		1304	1311	1320	1341	1352	1405	1411	1420	1441	1451	
Didcot Parkway (DID)	d	1220	1228			1305		1320	1328		1358		1421	1428		1458		
Reading (RDG)	7 a	1233	1240	1244	1307	1317		1333	1341	1346	1411	1416	1433	1440	1445	1511	1516	
London Paddington (PAD)	15 a	1259	1307	1310	1335	1345		1359	1405	1414	1435	1444	1459	1507	1512	1536	1544	

NOTES (see introductory pages for explanation of train operator codes and standard symbols)

- a Arrival time
- d Departure time
- e Arrives 3 minutes earlier
- Pullman restaurant car service is available when boarding at highlighted times

West Wales, Swansea, Cardiff, Weston-S.M, Bristol, Cheltenham Spa and Swindon to Reading and London

Mondays to Fridays

Operator 1st Class/Reservations/Bus/Ferry Catering facilities	GW 11 12	GW 11 12	GW 11 12	GW 11 12	GW 11 12	GW 11 12	GW 11 12	GW 11 12	GW 11 12	GW 11 12	GW 11 12	GW 11 12	GW 11 12	GW 11 12	GW 11 12	GW 11 12	GW 11 12
Carmarthen (CMN)	d															1420	
Pembrey & Burry Port (PBY)	d															1440	
Llanelli (LLE)	7 d															1448	
Swansea (SWA)	d			1322					1422							1522	
Neath (NTH)	d			1334					1434							1534	
Port Talbot Parkway (PTA)	d			1341					1441							1541	
Bridgend (BGN)	d			1354					1454							1554	
Cardiff Central (CDF)	7 d			1418		1454			1518		1554					1621	1650
Newport (South Wales) (NWP)	d			1431		1507			1531		1607					1635	1704
Taunton (TAU)	d																
Bridgwater (BWT)	d																
Highbridge & Burnham (HIG)	d																
Weston-super-Mare (WSM)	d								1528								
Weston Milton (WNM)	d																
Worle (WOR)	d								1534								
Yatton (YAT)	d								1540								
Nailsea & Backwell (NLS)	d								1546								
Bristol Temple Meads (BRI)	10 d		1430		1500			1530		1600				1630		1700	
Bristol Parkway (BPW)	7 d			1452		1527			1556		1628				1655		1727e
Bath Spa (BTH)	7 d		1443		1513			1543		1613				1643		1713	
Westbury (WSB)	d												1623				
Trowbridge (TRO)	d												1629				
Melksham (MKM)	d												1639				
Chippenham (CPM)	d		1456		1526			1556		1626			1649	1656		1726	
Cheltenham Spa (CNM)	d	1403					1503					1603					1703
Gloucester (GCR)	7 d	1419					1519					1619					1719
Stonehouse (SHU)	d	1430					1530					1630					1730
Stroud (STD)	d	1434					1534					1634					1735
Kemble (KEM)	d	1449					1549					1649					1750
Swindon (SWI)	a	1503	1508	1516	1538	1550	1602	1608	1619	1638	1651	1703	1706	1710	1718	1739	1750
Swindon (SWI)	d	1504	1511	1519	1541	1551	1604	1611	1620	1641	1653	1704		1712	1719	1741	1752
Didcot Parkway (DID)	d	1521	1528		1558		1620	1627		1658		1721			1736	1758	1821
Reading (RDG)	7 a	1533	1541	1545	1611	1616	1633	1640	1645	1711	1718	1733		1737	1748	1811	1816
London Paddington (PAD)	15 a	1559	1607	1609	1637	1643	1700	1705	1710	1735	1744	1759		1805	1813	1839	1842

NOTES (see introductory pages for explanation of train operator codes and standard symbols)

- a Arrival time
- d Departure time
- e Arrives 3 minutes earlier

West Wales, Swansea, Cardiff, Weston-S.M, Bristol, Cheltenham Spa and Swindon to Reading and London

Mondays to Fridays

Operator Days of operation/Notes 1st Class/Reservations/Bus/Ferry Catering facilities	GW E 113 113 113	GW E 113 113 113	GW F 113 113 113	GW E 113 113 113	GW E 113 113 113	GW E 113 113 113	GW E 113 113 113	GW E 113 113 113	GW E 113 113 113	GW E 113 113 113	GW E 113 113 113	GW E 113 113 113	GW E 113 113 113	GW E 113 113 113	GW E 113 113 113	GW E 113 113 113	GW E 113 113 113
Carmarthen (CMN)	d							1619									1820
Pembrey & Burry Port (PBY)	d							1640									1840
Llanelli (LLE)	7 d							1648									1849
Swansea (SWA)	d		1622					1722					1823				1919
Neath (NTH)	d		1634					1734					1835				1931
Port Talbot Parkway (PTA)	d		1641					1741					1842				1938
Bridgend (BGN)	d		1654					1754					1855				1953
Cardiff Central (CDF)	7 d		1718		1750			1818					1918				2018
Newport (South Wales) (NWP)	d		1731		1803			1831					1931				2032
Taunton (TAU)	d																
Bridgwater (BWT)	d																
Highbridge & Burnham (HIG)	d																
Weston-super-Mare (WSM)	d				1728						1829						
Weston Milton (WNM)	d																
Worle (WOR)	d				1734						1835						
Yatton (YAT)	d				1740						1841						
Nailsea & Backwell (NLS)	d				1746						1847						
Bristol Temple Meads (BRI)	10 d	1729			1800		1830			1900		1930		2000			
Bristol Parkway (BPW)	7 d		1755			1827		1853					1955				2055c
Bath Spa (BTH)	7 d	1745			1813		1843			1913		1943		2013			
Westbury (WSB)	d								1837						2006		
Trowbridge (TRO)	d								1843						2012		
Melksham (MKM)	d								1853						2022		
Chippenham (CPM)	d	1757			1826		1856		1904	1926		1956		2026	2032		
Cheltenham Spa (CNM)	d					1803					1902					2002	
Gloucester (GCR)	7 d			1750		1819					1919					2019	
Stonehouse (SHU)	d			1802		1830					1932					2030	
Stroud (STD)	d			1807		1834					1936					2035	
Kemble (KEM)	d			1820		1850					1951					2050	
Swindon (SWI)	a	1810	1818	1835	1839	1850	1903	1908	1917	1921	1938	2004	2009	2018	2038	2052	2103
Swindon (SWI)	d	1811	1819		1841	1851	1904	1911	1917		1941	2006	2011	2020	2041		2104
Didcot Parkway (DID)	d	1828			1858		1921	1928	1935		1958	2022	2028		2058		2121
Reading (RDG)	7 a	1841	1845		1911	1916	1933	1941	1947		2012	2034	2041	2044	2111		2133
London Paddington (PAD)	15 a	1908	1916		1937	1942	1959	2007	2014		2036	2101	2108	2110	2135		2207

NOTES (see introductory pages for explanation of train operator codes and standard symbols)

- a Arrival time
- d Departure time
- c Arrives 4 minutes earlier

- E Also calls at Keynsham 1736
- F To Salisbury

West Wales, Swansea, Cardiff, Weston-S.M, Bristol, Cheltenham Spa and Swindon to Reading and London

Mondays to Fridays

Operator Days of operation/Notes 1st Class/Reservations/Bus/Ferry Catering facilities	GW G 113 113	GW G 113 113	GW G 113 113	GW G 113 113	GW FO 113 113	GW FX 113 113	GW H 113 113	GW G 113 113	GW G 113 113
Carmarthen (CMN)	d				2020	2020			
Pembrey & Burry Port (PBY)	d				2040	2040			
Llanelli (LLE)	7 d				2048	2048			
Swansea (SWA)	d			2023	2123	2123			
Neath (NTH)	d			2035	2135	2135			
Port Talbot Parkway (PTA)	d			2042	2142	2142			
Bridgend (BGN)	d			2055	2155	2155			
Cardiff Central (CDF)	7 d			2120	2217	2217			
Newport (South Wales) (NWP)	d			2133	2234	2234			
Taunton (TAU)	d	2003					2124		
Bridgwater (BWT)	d	2014							
Highbridge & Burnham (HIG)	d								
Weston-super-Mare (WSM)	d	2029							
Weston Milton (WNM)	d								
Worle (WOR)	d	2035							
Yatton (YAT)	d	2041							
Nailsea & Backwell (NLS)	d	2047							
Bristol Temple Meads (BRI)	10 d	2100					2200		2250
Bristol Parkway (BPW)	7 d			2154	2254a	2301a			
Bath Spa (BTH)	7 d	2113					2213		2305e
Westbury (WSB)	d		2116						
Trowbridge (TRO)	d		2122						
Melksham (MKM)	d		2132						
Chippenham (CPM)	d	2126	2142				2227		2318
Cheltenham Spa (CNM)	d			2102				2216	
Gloucester (GCR)	7 d			2119				2228	
Stonehouse (SHU)	d			2131				2240	
Stroud (STD)	d			2135				2245	
Kemble (KEM)	d			2150				2258	
Swindon (SWI)	a	2139	2158	2203	2217		2240	2313	2331
Swindon (SWI)	d	2141		2205	2219		2242		2332
Didcot Parkway (DID)	d	2158		2221			2259		2349
Reading (RDG)	7 a	2211		2233	2243		2310		0003
London Paddington (PAD)	15 a	2235		2301	2311		2359		0039

NOTES (see introductory pages for explanation of train operator codes and standard symbols)

a Arrival time
d Departure time
e Arrives 3 minutes earlier

G From Exeter St Davids
H From Penzance

FO Fridays only
FX Not Fridays

West Wales, Swansea, Cardiff, Weston-S.M, Bristol, Cheltenham Spa and Swindon to Reading and London

Saturdays

Operator 1st Class/Reservations/Bus/Ferry Catering facilities	GW 11	GW 12	GW 13	GW 14	GW 15	GW 16	GW 17	GW 18	GW 19	GW 20	GW 21	GW 22	GW 23	GW 24	GW 25	GW 26	GW 27	GW 28	GW 29
Pembroke Dock (PMD)	d																		
Tenby (TEN)	d																		
Whitland (WTL)	d																		
Cardmarthen (CMN)	d																		
Pembrey & Burry Port (PBY)	d																		
Llanelli (LLE)	7 d																		
Swansea (SWA)	d	0356				0525		0552			0623			0654				0722	
Neath (NTH)	d	0408				0537		0604			0635			0706				0734	
Port Talbot Parkway (PTA)	d	0415				0544		0611			0642			0713				0742	
Bridgend (BGN)	d	0428				0557		0624			0655			0726				0754	
Cardiff Central (CDF)	7 d	0514				0620		0648			0718			0750				0823	
Newport (South Wales) (NWP)	d	0527				0633		0700			0730			0803				0836	
Taunton (TAU)	d													0657					
Bridgwater (BWT)	d													0708					
Highbridge & Burnham (HIG)	d													0715					
Weston-super-Mare (WSM)	d						0620							0727					
Weston Milton (WNM)	d																		
Worle (WOR)	d							0626						0733					
Yatton (YAT)	d							0632						0739					
Nailsea & Backwell (NLS)	d							0638						0745					
Bristol Temple Meads (BRI)	10 d	0530		0600		0630		0700		0730			0800					0830	
Bristol Parkway (BPW)	7 d		0554			0656c		0721			0752			0825				0858c	
Bath Spa (BTH)	7 d	0543		0613		0643		0713		0743			0813					0843	
Westbury (WSB)	d												0745						
Trowbridge (TRO)	d												0752						
Melksham (MKM)	d												0802						
Chippenham (CPM)	d	0556		0626		0656		0726			0756		0812	0826				0856	
Cheltenham Spa (CNM)	d				0548						0649							0757	
Gloucester (GCR)	7 d				0605						0711							0817	
Stonehouse (SHU)	d				0617						0725							0829	
Stroud (STD)	d				0622						0731							0834	
Kemble (KEM)	d				0638						0747							0849	
Swindon (SWI)	a	0608	0616	0638	0652		0708	0718	0738	0744	0800	0808	0814	0828	0838	0847	0902	0908	0921
Swindon (SWI)	d	0611	0618	0641		0700	0711	0720	0740	0747	0804	0811	0821		0840	0849	0903	0910	0923
Didcot Parkway (DID)	d	0627	0635	0657		0719	0728		0756	0803	0820	0828			0856	0905	0920	0927	
Reading (RDG)	7 a	0640	0648	0710		0733	0741	0745	0809	0816	0833	0841	0846		0909	0918	0933	0940	0948
London Paddington (PAD)	15 a	0705	0714	0737		0800	0805	0810	0835	0844	0859	0910	0914		0936	0944	0959	1007	1013

NOTES (see introductory pages for explanation of train operator codes and standard symbols)

- a Arrival time
- d Departure time
- c Arrives 3 minutes earlier

West Wales, Swansea, Cardiff, Weston-S.M, Bristol, Cheltenham Spa and Swindon to Reading and London

Saturdays

Operator Days of operation/Notes 1st Class/Reservations/Bus/Ferry Catering facilities	GW C 113	GW A 113 A	GW 113 A	GW 113 A	GW 113 A	GW 113 A	GW B 113 A	GW 113 A	GW 113 A	GW 113 A	GW 113 A	GW D 113 A	GW 113 A	GW 113 A	GW 113 A	GW 113 A	GW 113 A	GW 113 A
Pembroke Dock (PMD)	d																	
Tenby (TEN)	d																	
Whitland (WTL)	d																	
Cardmarthen (CMN)	d						0724											
Pembrey & Burry Port (PBY)	d						0750											
Llanelli (LLE)	7 d						0757											
Swansea (SWA)	d			0747			0822									0923		
Neath (NTH)	d			0759			0834									0935		
Port Talbot Parkway (PTA)	d			0807			0842									0943		
Bridgend (BGN)	d			0819			0855									0956		
Cardiff Central (CDF)	7 d			0851			0919									1020		
Newport (South Wales) (NWP)	d			0904			0934									1034		
Taunton (TAU)	d		0757															
Bridgwater (BWT)	d		0808															
Highbridge & Burnham (HIG)	d		0815															
Weston-super-Mare (WSM)	d		0827												0958			
Weston Milton (WNM)	d																	
Worle (WOR)	d		0833												1004			
Yatton (YAT)	d		0839												1010			
Nailsea & Backwell (NLS)	d		0845												1016			
Bristol Temple Meads (BRI)	10 d		0902		0918		0930				1000		1018		1030		1100	
Bristol Parkway (BPW)	7 d			0928			0957c					1024				1057e		
Bath Spa (BTH)	7 d		0915		0931		0943				1013		1031		1043		1113	
Westbury (WSB)	d									0952								
Trowbridge (TRO)	d									0959								
Melksham (MKM)	d									1009								
Chippenham (CPM)	d		0928		0944		0956			1019	1026		1044		1056		1126	
Cheltenham Spa (CNM)	d	0846				0903							1003					1103
Gloucester (GCR)	7 d					0918							1019					1118
Stonehouse (SHU)	d	0902				0929							1030					1129
Stroud (STD)	d	0910e				0934							1035					1134
Kemble (KEM)	d	0925				0950							1051					1150
Swindon (SWI)	a	0940	0940	0951	0956	1003	1008	1019		1036	1040	1048	1056	1104s	1109	1119	1138	1203
Swindon (SWI)	d		0942	0952	0958	1005	1010	1021	1025		1042	1049			1111	1121	1140	1146
Didcot Parkway (DID)	d		0958			1021	1027		1050		1059	1107			1127		1157	1205
Reading (RDG)	7 a		1011	1018	1023	1034	1040	1047	1104		1112	1121		1131	1140	1146	1210	1219
London Paddington (PAD)	15 a		1039	1044	1052	1059	1105	1114	1135		1137	1149		1159	1205	1213	1235	1244

NOTES (see introductory pages for explanation of train operator codes and standard symbols)

- a Arrival time
- d Departure time
- s Stops to set down only
- c Arrives 3 minutes earlier
- e Arrives 4 minutes earlier

- A From Exeter St Davids
- B Also calls at Ferryside 0736 and Kidwelly 0742
- C To Bristol Temple Meads
- D To Oxford

West Wales, Swansea, Cardiff, Weston-S.M, Bristol, Cheltenham Spa and Swindon to Reading and London

Saturdays

Operator 1st Class/Reservations/Bus/Ferry Catering facilities	GW 11	GW 12	GW 13	GW 14	GW 15	GW 16	GW 17	GW 18	GW 19	GW 20	GW 21	GW 22	GW 23	GW 24	GW 25	GW 26	GW 27	GW 28	GW 29
Pembroke Dock (PMD)	d																		
Tenby (TEN)	d																		
Whitland (WTL)	d																		
Cardmarthen (CMN)	d		0930										1130						
Pembrey & Burry Port (PBY)	d		0951										1151						
Llanelli (LLE)	7 d		0958										1158						
Swansea (SWA)	d		1023						1121				1224					1320	
Neath (NTH)	d		1035						1133				1236					1332	
Port Talbot Parkway (PTA)	d		1043						1141				1243					1340	
Bridgend (BGN)	d		1056						1154				1256					1353	
Cardiff Central (CDF)	7 d		1120						1220				1320					1421	
Newport (South Wales) (NWP)	d		1133						1234				1333					1434	
Taunton (TAU)	d							1125											
Bridgwater (BWT)	d							1136											
Highbridge & Burnham (HIG)	d							1144											
Weston-super-Mare (WSM)	d							1158				1302					1402		
Weston Milton (WNM)	d																		
Worle (WOR)	d							1204											
Yatton (YAT)	d							1210											
Nailsea & Backwell (NLS)	d							1216											
Bristol Temple Meads (BRI)	10 d	1130		1200				1230		1300		1330	1400				1430		1500
Bristol Parkway (BPW)	7 d		1157c						1255				1357e					1457e	
Bath Spa (BTH)	7 d	1143		1213				1243		1313		1343	1413				1443		1513
Westbury (WSB)	d					1217									1419				
Trowbridge (TRO)	d					1223									1425				
Melksham (MKM)	d					1233									1435				
Chippenham (CPM)	d	1156		1226		1245		1256		1326		1356		1426	1445		1456		1526
Cheltenham Spa (CNM)	d					1203					1303					1403			
Gloucester (GCR)	7 d					1218					1319					1418			
Stonehouse (SHU)	d					1229					1330					1429			
Stroud (STD)	d					1234					1335					1434			
Kemble (KEM)	d					1250					1350					1450			
Swindon (SWI)	a	1208	1219	1238		1301	1303	1308	1317	1338	1403	1408	1419	1438	1501	1503	1508	1521	1538
Swindon (SWI)	d	1211	1221	1240	1249		1304	1311	1319	1340	1404	1411	1421	1440		1504	1511	1523	1540
Didcot Parkway (DID)	d	1228		1257	1306		1321	1328		1357	1421	1428		1457		1521	1528		1557
Reading (RDG)	7 a	1241	1246	1310	1319		1334	1341	1346	1410	1434	1441	1446	1510		1534	1541	1548	1610
London Paddington (PAD)	15 a	1305	1312	1335	1345		1359	1407	1412	1435	1459	1505	1512	1535		1559	1605	1614	1637

NOTES (see introductory pages for explanation of train operator codes and standard symbols)

- a Arrival time
- d Departure time
- c Arrives 3 minutes earlier
- e Arrives 4 minutes earlier

West Wales, Swansea, Cardiff, Weston-S.M, Bristol, Cheltenham Spa and Swindon to Reading and London

Saturdays

Operator Days of operation/Notes 1st Class/Reservations/Bus/Ferry Catering facilities	GW	GW D 113 113	GW 113 113	GW 113 113	GW 113 113	GW 113 113	GW 113 113	GW 113 113	GW 113 113	GW 113 113	GW 113 113	GW 113 113	GW 113 113	GW 113 113	GW 113 113	GW 113 113	GW 113 113	GW 113 113
Pembroke Dock (PMD)	d																	
Tenby (TEN)	d																	
Whitland (WTL)	d																	
Carmarthen (CMN)	d				1330										1528			
Pembrey & Burry Port (PBY)	d				1351										1549			
Llanelli (LLE)	7 d				1358										1556			
Swansea (SWA)	d				1423					1523					1622			
Neath (NTH)	d				1435					1535					1634			
Port Talbot Parkway (PTA)	d				1443					1543					1641			
Bridgend (BGN)	d				1456					1556					1654			
Cardiff Central (CDF)	7 d	1441			1520					1623					1718			
Newport (South Wales) (NWP)	d	1455			1533					1636					1732			
Taunton (TAU)	d																	
Bridgwater (BWT)	d																	
Highbridge & Burnham (HIG)	d																	
Weston-super-Mare (WSM)	d			1502					1602					1702				1802
Weston Milton (WNM)	d																	
Worle (WOR)	d																	
Yatton (YAT)	d			1513														
Nailsea & Backwell (NLS)	d																	
Bristol Temple Meads (BRI)	10 d		1518		1530		1600			1630		1700			1730		1800	
Bristol Parkway (BPW)	7 d	1517			1557c					1658c		1724			1757e			1830
Bath Spa (BTH)	7 d		1531		1543		1613			1643		1713			1743		1813	1843
Westbury (WSB)	d								1623									
Trowbridge (TRO)	d								1629									
Melksham (MKM)	d								1639									
Chippenham (CPM)	d		1545c		1556		1626		1649	1656		1726			1756		1826	1856
Cheltenham Spa (CNM)	d			1503				1603						1703				1803
Gloucester (GCR)	7 d			1518				1618						1718				1818
Stonehouse (SHU)	d			1529				1629						1729				1829
Stroud (STD)	d			1534				1634						1734				1834
Kemble (KEM)	d			1550				1649						1750				1850
Swindon (SWI)	a	1543	1558	1603	1608	1619	1638	1702	1705	1709	1721	1738	1748	1803	1808	1819	1838	1903
Swindon (SWI)	d	1546			1611	1621	1640	1704		1711	1723	1740	1749	1804	1811	1821	1840	1911
Didcot Parkway (DID)	d	1604			1628		1657	1721		1728		1757	1807	1821	1828		1857	1928
Reading (RDG)	7 a	1618			1641	1646	1710	1734		1741	1748	1810	1821	1834	1841	1846	1910	1941
London Paddington (PAD)	15 a	1644			1707	1714	1735	1759		1805	1813	1835	1850	1859	1907	1913	1935	2005

NOTES (see introductory pages for explanation of train operator codes and standard symbols)

- a Arrival time
- d Departure time
- c Arrives 3 minutes earlier
- e Arrives 4 minutes earlier

D To Oxford

West Wales, Swansea, Cardiff, Weston-S.M, Bristol, Cheltenham Spa and Swindon to Reading and London

Saturdays

Operator Days of operation/Notes 1st Class/Reservations/Bus/Ferry Catering facilities	GW	GW	GW	GW	GW	GW	GW	GW	GW	GW	GW	GW	GW	GW	GW	GW	GW
	113	113	113	113	113	113	113	113	113	113	113	113	113	113	113	113	113
Pembroke Dock (PMD)	d																
Tenby (TEN)	d																
Whitland (WTL)	d																
Carmarthen (CMN)	d				1730					1919							
Pembrey & Burry Port (PBY)	d				1751					1940							
Llanelli (LLE)	7 d				1758					1947							
Swansea (SWA)	d	1723			1823				1922	2005a		2022					
Neath (NTH)	d	1735			1835				1934			2034					
Port Talbot Parkway (PTA)	d	1742			1843				1942			2042					
Bridgend (BGN)	d	1755			1855				1955			2054					
Cardiff Central (CDF)	7 d	1819			1919				2022			2118					
Newport (South Wales) (NWP)	d	1832			1933				2035			2131					
Taunton (TAU)	d										1956				2119	2130	
Bridgwater (BWT)	d										2007					2141	
Highbridge & Burnham (HIG)	d										2014					2149	
Weston-super-Mare (WSM)	d										2026					2200	
Weston Milton (WNM)	d																
Worle (WOR)	d															2206	
Yatton (YAT)	d										2036					2212	
Nailsea & Backwell (NLS)	d										2042					2218	
Bristol Temple Meads (BRI)	10 d		1900			2000					2100				2200	2230	2330
Bristol Parkway (BPW)	7 d	1858f			1956c				2056			2150a					
Bath Spa (BTH)	7 d		1913			2013					2115c				2214c	2245c	2344c
Westbury (WSB)	d	1835					2008										
Trowbridge (TRO)	d	1841					2015										
Melksham (MKM)	d	1851					2025										
Chippenham (CPM)	d	1901		1926		2026	2036				2128				2227	2300c	2356s
Cheltenham Spa (CNM)	d			1903				2003					2105	2132			
Gloucester (GCR)	7 d			1918				2018					2119	2145			
Stonehouse (SHU)	d			1929				2029					2131	2157			
Stroud (STD)	d			1934				2034					2136	2202			
Kemble (KEM)	d			1950				2050					2151	2215			
Swindon (SWI)	a	1917	1921	1939	2003	2018	2038	2054	2103	2118		2140	2204	2230	2240	2312	0010
Swindon (SWI)	d		1923	1941	2005	2020	2040		2104	2120		2142	2210		2241	2315	
Didcot Parkway (DID)	d			1956	2022		2056		2121	2136		2200	2228		2257	2332	
Reading (RDG)	7 a		1948	2010	2035	2046	2110		2134	2149		2213		2241		2310	2345
London Paddington (PAD)	15 a		2013	2035	2059	2112	2135		2159	2214		2237		2306		2340	0024

NOTES (see introductory pages for explanation of train operator codes and standard symbols)

- a Arrival time
- d Departure time
- s Stops to set down only
- c Arrives 3 minutes earlier
- f Arrives 5 minutes earlier

E From Penzance

West Wales, Swansea, Cardiff, Weston-S.M, Bristol, Cheltenham Spa and Swindon to Reading and London

Sundays

Operator Days of operation/Notes 1st Class/Reservations/Bus/Ferry Catering facilities	GW 1◇ ⚡	GW	GW 1B ⚡	GW A	GW	GW 1B ⚡	GW 1B ⚡	GW 1B ⚡	GW 1B ⚡	GW 1B ⚡	GW B 1B ⚡	GW 1B ⚡	GW C 1B ⚡	GW 1B ⚡	GW	GW	GW 1B ⚡	GW 1B ⚡
Carmarthen (CMN)	d																	
Pembrey & Burry Port (PBY)	d																	
Llanelli (LLE)	7 d																	
Swansea (SWA)	d							0755			0835		0835	0923				
Neath (NTH)	d							0807			0847		0847	0935				
Port Talbot Parkway (PTA)	d							0814			0854		0854	0942				
Bridgend (BGN)	d							0827			0907		0907	0955				
Cardiff Central (CDF)	7 d							0850			0935		0935	1020				
Newport (South Wales) (NWP)	d							0908			0952		0953	1033				
Taunton (TAU)	d																	
Bridgwater (BWT)	d																	
Highbridge & Burnham (HIG)	d																	
Weston-super-Mare (WSM)	d					0829												
Weston Milton (WNM)	d																	
Worle (WOR)	d					0835												
Yatton (YAT)	d					0841												
Nailsea & Backwell (NLS)	d					0847												
Bristol Temple Meads (BRI)	10 d	0745				0900						1000					1100	
Bristol Parkway (BPW)	7 d			0830					0934	0955		1012		1025f	1055			
Bath Spa (BTH)	7 d	0758				0913						1013					1113	
Westbury (WSB)	d			0816											1041			
Trowbridge (TRO)	d			0823											1046			
Melksham (MKM)	d			0832											1056			
Chippenham (CPM)	d	0810		0842		0926						1026			1106		1126	
Cheltenham Spa (CNM)	d									0928								1047
Gloucester (GCR)	7 d					0905				0940								1103
Stonehouse (SHU)	d					0917				0953								1114
Stroud (STD)	d					0922				0958								1119
Kemble (KEM)	d					0936				1011								1134
Swindon (SWI)	a	0823		0852	0858	0938	0950	0958	1018	1025	1036	1038	1049	1117	1123		1138	1147
Swindon (SWI)	d	0824	0837	0854		0915	0940		1000	1019	1037	1041	1051	1119		1130	1140	1148
Didcot Parkway (DID)	d	0841	0855	0910		0932	0956					1057				1148	1156	1205
Reading (RDG)	7 a	0854	0910	0925		0944	1009		1025	1044	1103	1111	1117	1144		1202	1209	1217
London Paddington (PAD)	15 a	0922	0937	0950		1014	1036		1050	1109	1127	1136	1141	1210		1231	1235	1244

NOTES (see introductory pages for explanation of train operator codes and standard symbols)

- a** Arrival time
d Departure time
f Arrives 7 minutes earlier

- A** From Warminster
B Runs from 5 April
C Runs until 29 March

West Wales, Swansea, Cardiff, Weston-S.M, Bristol, Cheltenham Spa and Swindon to Reading and London

Sundays

Operator Days of operation/Notes 1st Class/Reservations/Bus/Ferry Catering facilities	GW 113 11	GW 113 11	GW 113 11	GW D 113 11	GW 113 11	GW 113 11	GW 113 11	GW 113 11	GW 113 11	GW 113 11	GW 113 11	GW 113 11	GW E 113 11	GW 113 11	GW 113 11	GW 113 11	GW 113 11	GW 113 11
Carmarthen (CMN)	d											1125						
Pembrey & Burry Port (PBY)	d											1146						
Llanelli (LLE)	7 d											1153						
Swansea (SWA)	d	1022				1123						1223					1323	
Neath (NTH)	d	1035				1135						1235					1335	
Port Talbot Parkway (PTA)	d	1042				1142						1242					1342	
Bridgend (BGN)	d	1055				1155						1255					1355	
Cardiff Central (CDF)	7 d	1120				1220						1320					1420	
Newport (South Wales) (NWP)	d	1133				1233						1332					1433	
Taunton (TAU)	d																	
Bridgwater (BWT)	d																	
Highbridge & Burnham (HIG)	d																	
Weston-super-Mare (WSM)	d		1131										1328					
Weston Milton (WNM)	d																	
Worle (WOR)	d		1137										1334					
Yatton (YAT)	d		1142										1340					
Nailsea & Backwell (NLS)	d		1148										1346					
Bristol Temple Meads (BRI)	10 d		1200					1300					1400			1430	1455	1500
Bristol Parkway (BPW)	7 d	1155		1225		1255				1355								
Bath Spa (BTH)	7 d		1213					1313					1413			1443		1513
Westbury (WSB)	d			1213									1415					
Trowbridge (TRO)	d			1219									1422					
Melksham (MKM)	d			1231									1431					
Chippenham (CPM)	d		1226		1241			1326					1426	1441		1455		1526
Cheltenham Spa (CNM)	d				1155				1300					1400				
Gloucester (GCR)	7 d				1212				1314					1417				
Stonehouse (SHU)	d				1227				1326					1430				
Stroud (STD)	d				1232				1332					1435				
Kemble (KEM)	d				1247				1345					1450				
Swindon (SWI)	a	1217	1238	1248	1257	1300	1317		1338	1359	1417		1438	1458	1503	1508	1517	1528
Swindon (SWI)	d	1219	1241	1250			1319	1330	1340		1419	1430	1440			1509	1519	1530
Didcot Parkway (DID)	d		1257	1308				1348	1356			1449	1456					1548
Reading (RDG)	7 a	1244	1310	1322			1344	1402	1409			1444	1503	1509			1535	1544
London Paddington (PAD)	15 a	1309	1335	1350			1409	1429	1435			1509	1529	1536			1559	1609

NOTES (see introductory pages for explanation of train operator codes and standard symbols)

- a Arrival time
- d Departure time
- D From Weymouth
- E From Frome

West Wales, Swansea, Cardiff, Weston-S.M, Bristol, Cheltenham Spa and Swindon to Reading and London

Sundays

Operator Days of operation/Notes 1st Class/Reservations/Bus/Ferry Catering facilities	GW	GW	GW	GW	GW	GW	GW	GW	GW	GW	GW	GW	GW	GW	GW	GW	GW	GW
	1		11	11	11	11	11	11	11	11	11	11	11	11	11	11	11	11
Carmarthen (CMN)	d								1415									1630
Pembrey & Burry Port (PBY)	d								1436									1650
Llanelli (LLE)	7 d								1446									1658
Swansea (SWA)	d			1422					1523						1625			1722
Neath (NTH)	d			1434					1535						1635			1735
Port Talbot Parkway (PTA)	d			1441					1542						1643			1742
Bridgend (BGN)	d			1454					1555						1656			1756
Cardiff Central (CDF)	7 d			1515					1620			1650			1720			1820
Newport (South Wales) (NWP)	d			1529					1633			1704			1733			1832
Taunton (TAU)	d																	
Bridgwater (BWT)	d																	
Highbridge & Burnham (HIG)	d																	
Weston-super-Mare (WSM)	d																	
Weston Milton (WNM)	d																	
Worle (WOR)	d																	
Yatton (YAT)	d																	
Nailsea & Backwell (NLS)	d																	
Bristol Temple Meads (BRI)	10 d			1555		1600			1655		1700				1755	1800	1825	1855
Bristol Parkway (BPW)	7 d											1726						
Bath Spa (BTH)	7 d					1613					1713				1813			
Westbury (WSB)	d									1652								
Trowbridge (TRO)	d									1658								
Melksham (MKM)	d									1708								
Chippenham (CPM)	d					1626				1718	1726					1826		
Cheltenham Spa (CNM)	d	1500					1602						1700				1800	
Gloucester (GCR)	7 d	1514					1614						1717				1817	
Stonehouse (SHU)	d	1526					1626						1729				1829	
Stroud (STD)	d	1530					1631						1733				1833	
Kemble (KEM)	d	1545					1645						1748				1848	
Swindon (SWI)	a	1558		1617		1638	1659		1717	1734	1738	1749	1801		1817	1838	1848	1901 1916
Swindon (SWI)	d		1606	1619	1630	1640		1706	1719		1740	1750		1807	1819	1840	1850	1919
Didcot Parkway (DID)	d				1648	1656					1756	1807				1856	1907	
Reading (RDG)	7 a		1634	1644	1701	1709		1734	1744		1809	1821		1834	1844	1909	1921	1943
London Paddington (PAD)	15 a		1701	1709	1729	1735		1800	1809		1835	1850		1900	1909	1936	1951	2009

NOTES (see introductory pages for explanation of train operator codes and standard symbols)

- a Arrival time
d Departure time
E From Frome

West Wales, Swansea, Cardiff, Weston-S.M, Bristol, Cheltenham Spa and Swindon to Reading and London

Sundays

Operator Days of operation/Notes 1st Class/Reservations/Bus/Ferry Catering facilities	GW F	GW	GW	GW 113 113	GW 113 113	GW 113 113	GW 113 113	GW 113 113	GW 113 113	GW 113 113	GW 113 113	GW 113 113	GW 113 113
Carmarthen (CMN)	d											1920	
Pembrey & Burry Port (PBY)	d											1947	
Llanelli (LLE)	7 d											1954	
Swansea (SWA)	d				1823		1924					2020	
Neath (NTH)	d				1835		1936					2032	
Port Talbot Parkway (PTA)	d				1842		1942					2039	
Bridgend (BGN)	d				1856		1956					2052	
Cardiff Central (CDF)	7 d				1920		2020					2120	
Newport (South Wales) (NWP)	d				1933		2033					2135	
Taunton (TAU)	d												2141
Bridgwater (BWT)	d												
Highbridge & Burnham (HIG)	d												
Weston-super-Mare (WSM)	d												2203
Weston Milton (WNM)	d												
Worle (WOR)	d												
Yatton (YAT)	d												
Nailsea & Backwell (NLS)	d												
Bristol Temple Meads (BRI)	10 d			1930					2100				2228
Bristol Parkway (BPW)	7 d				1955		2055				2155		
Bath Spa (BTH)	7 d			1943					2113				2241
Westbury (WSB)	d	1849						2038					
Trowbridge (TRO)	d	1855						2044					
Melksham (MKM)	d	1906						2054					
Chippenham (CPM)	d	1917		1956				2106c	2126				2254
Cheltenham Spa (CNM)	d		1900			2000				2100		2200	
Gloucester (GCR)	7 d		1911			2017				2116		2212	
Stonehouse (SHU)	d		1923			2028				2128		2224	
Stroud (STD)	d		1928			2033				2133		2229	
Kemble (KEM)	d		1941			2048				2148		2243	
Swindon (SWI)	a	1934	1955	2008	2017	2101	2117	2123	2138	2201	2218	2257	2305
Swindon (SWI)	d		1950	2010	2019		2119		2140		2219		2308
Didcot Parkway (DID)	d		2007	2027	2035		2135		2156		2236		2326
Reading (RDG)	7 a		2021	2040	2048		2148		2209		2249		2339
London Paddington (PAD)	15 a		2050	2109	2114		2214		2236		2327		0015

NOTES (see introductory pages for explanation of train operator codes and standard symbols)

- a Arrival time
- d Departure time
- c Arrives 3 minutes earlier

- F From Castle Cary
- G Also calls at Ferryside 1932 and Kidwelly 1939
- H From Plymouth